

Specification options

SYSTEM POWER

15W  
21W

COLOUR TEMPERATURE

2700K  
3000K  
4000K

COLOUR RENDERING INDEX

CRI 90

ELECTRICAL

Non-DIM  
phase DIM  
1-10V  
DALI

PRIMARY REFLECTOR



TRIM



TRIMLESS



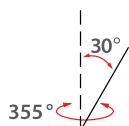
ANTI-GLARE ACCESSORY



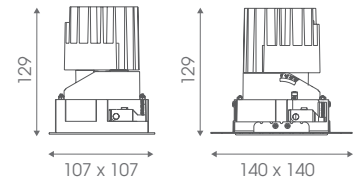
SECONDARY REFLECTOR



Specular



ILDSQ-PRO100A

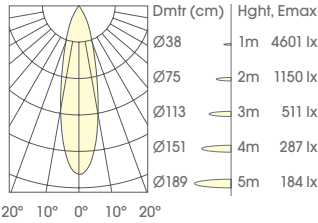


Light distribution for 3000K

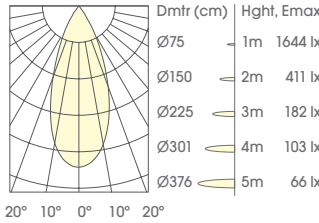
13W 850lm - 900lm



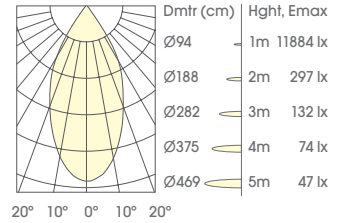
ILDSQ-PRO100-A-13W-930-20  
ILDSQ-PRO100-A-13W-940-20



ILDSQ-PRO100-A-13W-930-40  
ILDSQ-PRO100-A-13W-940-40



ILDSQ-PRO100-A-13W-930-50  
ILDSQ-PRO100-A-13W-940-50



Specification Information

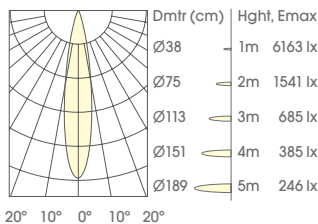
ILDSQ-PRO100A 13W 850-900 lm

ILDSQ-PRO-ADJUSTABLE	LED Output	Module Output	LED Voltage	LED Current	LED Power	System Power	CRI	CCT	BEAM
ILDSQ-PRO100-A-13W-930-20	1300lm	850lm	36V	350mA	13W	15W	90	3000K	20°
ILDSQ-PRO100-A-13W-940-20	1400lm	900lm	36V	350mA	13W	15W	90	4000K	20°
ILDSQ-PRO100-A-13W-930-40	1300lm	850lm	36V	350mA	13W	15W	90	3000K	40°
ILDSQ-PRO100-A-13W-940-40	1400lm	900lm	36V	350mA	13W	15W	90	4000K	40°
ILDSQ-PRO100-A-13W-930-50	1300lm	850lm	36V	350mA	13W	15W	90	3000K	50°
ILDSQ-PRO100-A-13W-940-50	1400lm	900lm	36V	350mA	13W	15W	90	4000K	50°

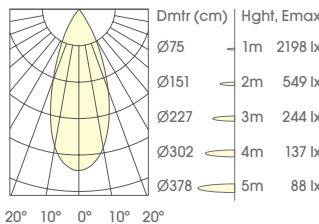
18W 1100lm - 1200lm



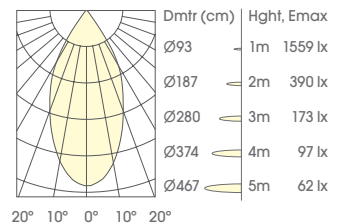
ILDSQ-PRO100-A-18W-930-20  
ILDSQ-PRO100-A-18W-940-20



ILDSQ-PRO100-A-18W-930-40  
ILDSQ-PRO100-A-18W-940-40



ILDSQ-PRO100-A-18W-930-50  
ILDSQ-PRO100-A-18W-940-50



Specification Information

ILDSQ-PRO100A 18W 1100-1200 lm

ILDSQ-PRO-ADJUSTABLE	LED Output	Module Output	LED Voltage	LED Current	LED Power	System Power	CRI	CCT	BEAM
ILDSQ-PRO100-A-18W-930-20	1700lm	1100lm	36V	500mA	18W	21W	90	3000K	20°
ILDSQ-PRO100-A-18W-940-20	1800lm	1200lm	36V	500mA	18W	21W	90	4000K	20°
ILDSQ-PRO100-A-18W-930-40	1700lm	1100lm	36V	500mA	18W	21W	90	3000K	40°
ILDSQ-PRO100-A-18W-940-40	1800lm	1200lm	36V	500mA	18W	21W	90	4000K	40°
ILDSQ-PRO100-A-18W-930-50	1700lm	1100lm	36V	500mA	18W	21W	90	3000K	50°
ILDSQ-PRO100-A-18W-940-50	1800lm	1200lm	36V	500mA	18W	21W	90	4000K	50°